



Priming Assisted Centrifugal Pump w/Autostart

Model PAH4F60-4045H FT4 Size 6" x 4"



Total Head		Capacity of Pump in U.S. Gallons per Minute (GPM) at Continuous Performance				
P.S.I.	Feet					
112.7	260	190	190	190	N/A	N/A
104.0	240	560	560	560	N/A	N/A
86.7	200	685	960	1135	N/A	N/A
69.4	160	700	975	1145	1340	1340
52.0	120	715	990	1170	1380	1585
34.7	80	730	1000	1185	1390	1590
17.3	40	740	1015	1220	1400	1600
Suction Lift		25'	20'	15'	±10'	±5'

‡Suction Lift Based On 1800 RPM Engine Speed.

PUMP SPECIFICATIONS

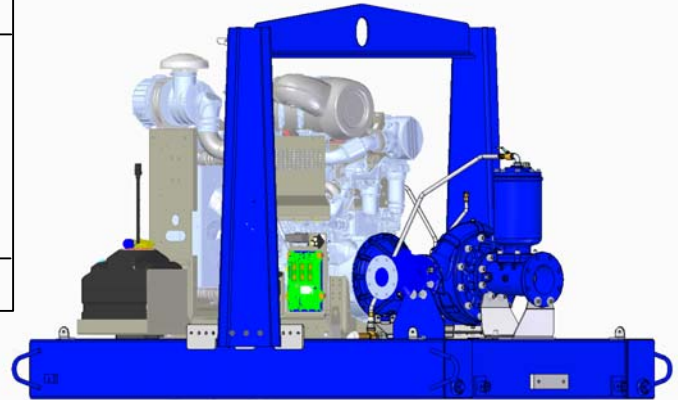
- Size:** 6" x 4" (152 mm x 102 mm) Flanged.
- Casing:** Ductile Iron 65-45-12.
- Maximum Operating Pressure 159 psi (1096 kPa).*
- Enclosed Type, Two Vane Impeller:** Ductile Iron 65-45-12.
- Handles 3" (76,2 mm) Diameter Spherical Solids.
- Suction Head:** Gray Iron 30.
- Suction Spool:** Gray Iron 30.
- Impeller Shaft:** Alloy Steel 4150M.
- Replaceable Wear Ring:** Ductile Iron 65-45-12.
- Bearing Pedestal:** Gray Iron 30.
- Seal Plate:** Gray Iron 30.
- Seal:** Mechanical, SAE 30 Non-Detergent Oil-Lubricated. Silicon Carbide Rotating Face and Stationary Seat. Fluorocarbon Elastomers (DuPont Viton® or Equivalent). Stainless Steel 18-8 Cage and Stainless Steel 316 Spring. Maximum Temperature of Liquid Pumped 160 F (71 C).*
- Shaft Sleeve:** Stainless Steel 303/304.
- Priming Chamber:** Gray Iron 30 Housing w/Stainless Steel Float and Linkage.
- Discharge Check Valve:** Ductile Iron Housing with Welded Nickel Seat and Buna-N Flapper.
- Radial Bearing:** Open Roller.
- Thrust Bearing:** Open Double Ball.
- Bearing Cavity Lubrication:** Lithium EP2 Grease.
- Gaskets:** Vegetable Fiber.
- O-Rings:** Buna-N.
- Hardware:** Standard Plated Steel.
- Seal Cavity Oil Level Sight Gauges.**

*Consult Factory for Applications Exceeding Maximum Pressure and/or Temperature Indicated.

Standard Equipment: Gear-Driven Air Compressor. Hoisting Bail. Combination Skid Base w/Fuel Tank. [Single Ball Type Float Switch](#). [Full Feature Control Panel](#)**

Optional Equipment: Battery. Skid Drag Base Kit. Heated Priming Chamber Kit. NPT Threaded Flange Kit. Suction Vacuum and Discharge Pressure Gauge Kit. Wheel Kit w/ DOT Approved Lights and Electric Brakes. [Tandem Axle Over-the-Road Trailer](#). (Meets DOT Requirements) Available w/Either Electric or Hydraulic Surge Brakes, Running Lights, Jack Stands and Safety Chains/Cables. Liquid Level Transducer.

**50 Ft. (15 m) Standard Length; Dual Switches and Alternate Cable Lengths Available From the Factory.



WARNING!

Do not use in explosive atmosphere or for pumping volatile flammable liquids.

ENGINE SPECIFICATIONS

- Model:** John Deere 4045HFC04
- EPA Tier:** Tier 4.
- Type:** Four Cylinder, Turbocharged, Diesel Engine with Air Compressor.
- Displacement:** 276 Cu. In. (4,5 liters).
- Lubrication:** Forced Circulation.
- Air Cleaner:** Dry Type.
- Fuel Tank:** 110 U.S. Gals. (417 liters).
- Full Load Operating Time:** 15.5 Hrs.
- Starter:** 12V Electric.

Standard Features: Weather Cap. DOC/SCR Exhaust After Treatment System.

Engine Control Features: Padlockable Box with Throttle Control, Tachometer, Coolant Temperature, Oil Pressure, Voltage and Overstart Indicators/Shutdowns. Manual/Stop/Auto Key-switch. Audible Startup Warning Delay. Fuel Level Display/Alarm/Shutdown Electronic Fuel Level Sensor.

JOHN DEERE PUBLISHED PERFORMANCE:
Maximum Gross BHP (Continuous)
125 (93 kW) @ 2200 RPM



GORMAN-RUPP PUMPS

www.grpumps.com

Specifications Subject to Change Without Notice

Printed in U.S.A.

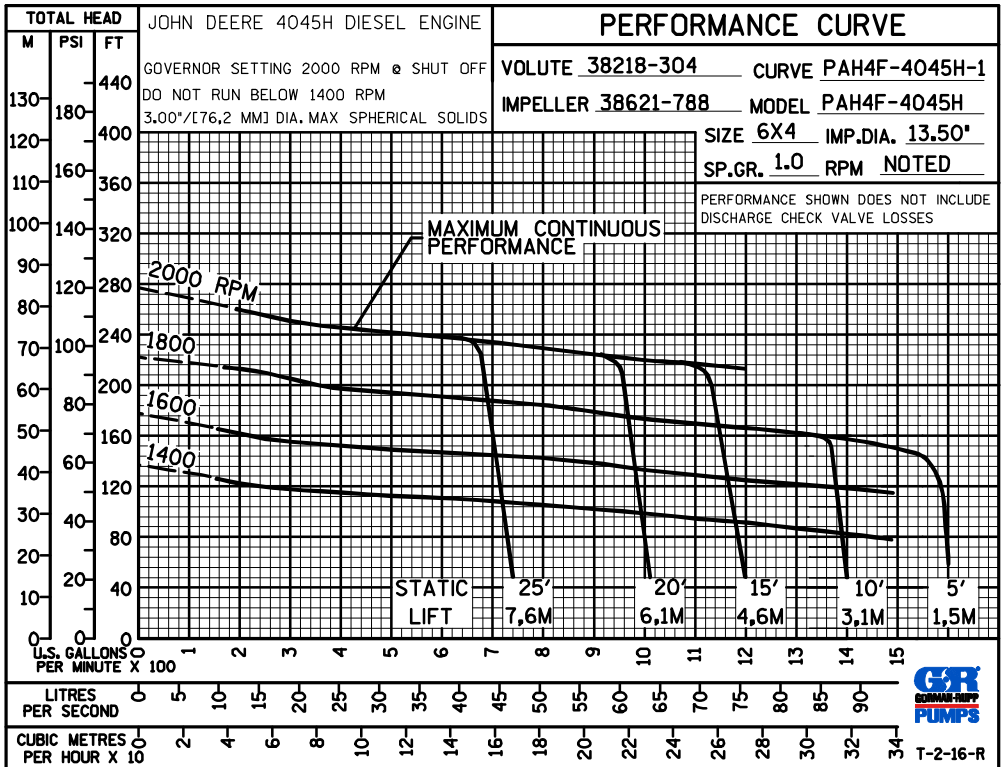
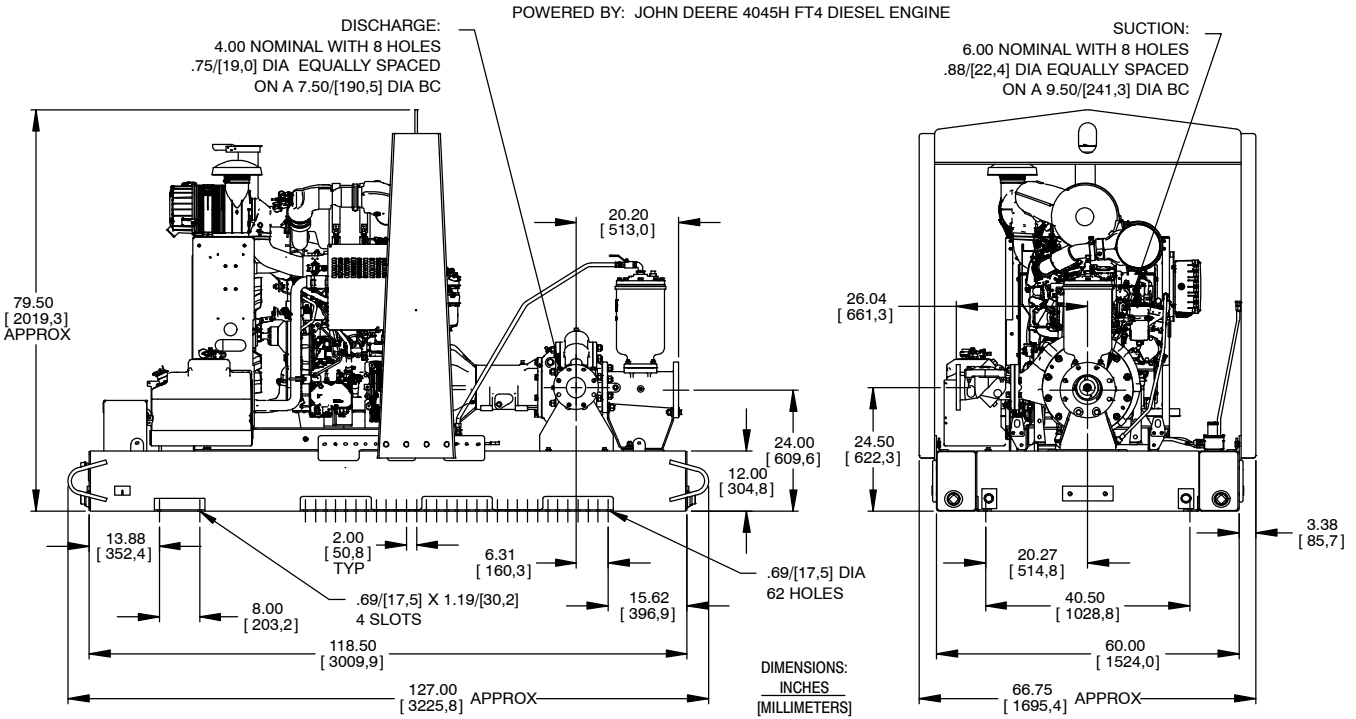
Specification Data

APPROXIMATE DIMENSIONS and WEIGHTS

NET WEIGHT:
SHIPPING WEIGHT:
EXPORT CRATE SIZE:

SKID BASE
4360 LBS. (1977,7 KG.)
4485 LBS. (2034,4 KG.)
453 CU. FT. (12,8 CU. M.)

SECTION 43, PAGE 208



GORMAN-RUPP PUMPS

www.grpumps.com

Specifications Subject to Change Without Notice

Printed in U.S.A.