



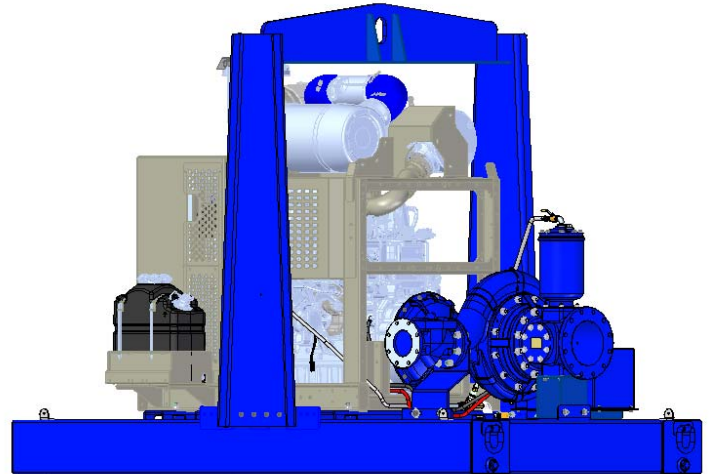
# Priming Assisted Centrifugal Pump w/Autostart

## Model PAH6A60-6090H FT4

### Size 10" x 6"



Total Head		Capacity of Pump in U.S. Gallons per Minute (GPM) at Continuous Performance			
P.S.I.	Feet				
135.2	312	1000	1000	1000	1000
121.4	280	1700	1750	1750	1750
104.0	240	1950	3010	3150	3150
86.7	200	1950	3100	3800	4120
69.4	160	1950	3100	3990	4600
52.0	120	1930	3100	4000	4810
34.7	80	1930	3100	4010	4900
17.3	40	1920	3100	4020	4910
<b>Suction Lift</b>		<b>25'</b>	<b>20'</b>	<b>15'</b>	<b>10'</b>



#### PUMP SPECIFICATIONS

**Size:** 10" x 6" (254 mm x 152 mm) Flanged.

**Casing:** Ductile Iron 65-45-12.

Maximum Operating Pressure 231 psi (1593 kPa).\*

**Enclosed Type, Two Vane Impeller:** Ductile Iron 65-45-12.

Handles 3" (76,2 mm) Diameter Spherical Solids.

**Suction Head:** Gray Iron 30.

**Suction Spool:** Gray Iron 30.

**Impeller Shaft:** Alloy Steel 4150M.

**Replaceable Wear Ring:** Ductile Iron 65-45-12.

**Bearing Pedestal:** Gray Iron 30.

**Seal Plate:** Gray Iron 30.

**Seal:** Mechanical, SAE 30 Non-Detergent Oil-Lubricated. Silicon Carbide Rotating Face and Stationary Seat. Fluorocarbon Elastomers (DuPont Viton® or Equivalent). Stainless Steel 316 Cage and Stainless Steel 18-8 Spring. Maximum Temperature of Liquid Pumped 160°F (71°C).\*

**Shaft Sleeve:** Stainless Steel 303/304.

**Priming Chamber:** Gray Iron 30 Housing w/Stainless Steel Float and Linkage.

**Discharge Check Valve:** Ductile Iron Housing with Welded Nickel Seat and Buna-N Flapper.

**Radial Bearing:** Open Roller.

**Thrust Bearing:** Open Double Ball.

**Bearing Cavity Lubrication:** Lithium EP2 Grease.

**Gaskets:** Vegetable Fiber.

**O-Rings:** Buna-N.

**Hardware:** Standard Plated Steel.

**Seal Cavity Oil Level Sight Gauges.**

\*Consult Factory for Applications Exceeding Maximum Pressure and/or Temperature Indicated.

**Standard Equipment:** Gear-Driven Air Compressor. Hoisting Bail. Combination Skid Base w/Fuel Tank. [Full Feature Control Panel Single Ball Type Float Switch](#).\*\*

**Optional Equipment:** Battery. Strainer. Two-Float Switch Kit. Skid Base Kit. Threaded Flange Kit. Suction Vacuum and Discharge Pressure Gauge Kit. [Tandem Axle Over-the-Road Trailer](#). Liquid Level Sensor\*\*

\*\*50 Ft. (15 m) Standard Length; Dual Switches and Alternate Cable Lengths Available From the Factory.



#### ENGINE SPECIFICATIONS

**Model:** John Deere 6090H "Power Tech".

**EPA Tier** Tier 4.

**Type:** Six Cylinder, Charge Air Cooled, Diesel Engine Enclosed, with Air Compressor.

**Displacement:** 548 Cu. In. (9,0 liters).

**Governor:** Electronic Isochronous.

**Lubrication:** Forced Circulation.

**Air Cleaner:** Dry Type.

**Fuel Tank:** 216 U.S. Gals. (818 liters).

**Full Load Operating Time:** 14.9 Hrs.

**Starter:** 12V Electric.

**Optional Features:** Electronic Fuel Level Sensor.

**Engine Control Features:** Padlockable Box with Throttle Control, Tachometer, Coolant Temperature, Oil Pressure, Voltage and Overstart Indicators/Shut-downs. Manual/Stop/Auto Keyswitch. Audible Start-up Warning Delay. Fuel Level Display/Alarm/Shut-down (For Use With Optional Fuel Level Sensor). Muffler w/Weather Cap.

#### JOHN DEERE PUBLISHED PERFORMANCE:

Maximum Gross BHP (Intermittent)  
375 (280 kW) @ 2200 RPM



## GORMAN-RUPP PUMPS

www.grpumps.com

Specifications Subject to Change Without Notice

Printed in U.S.A.

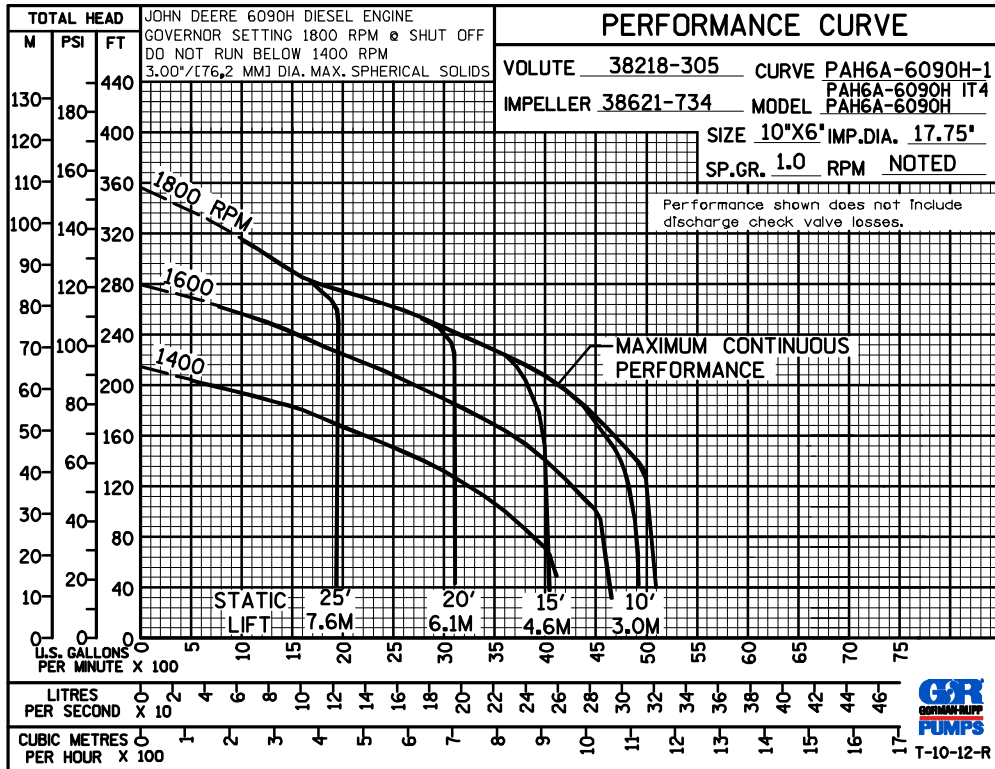
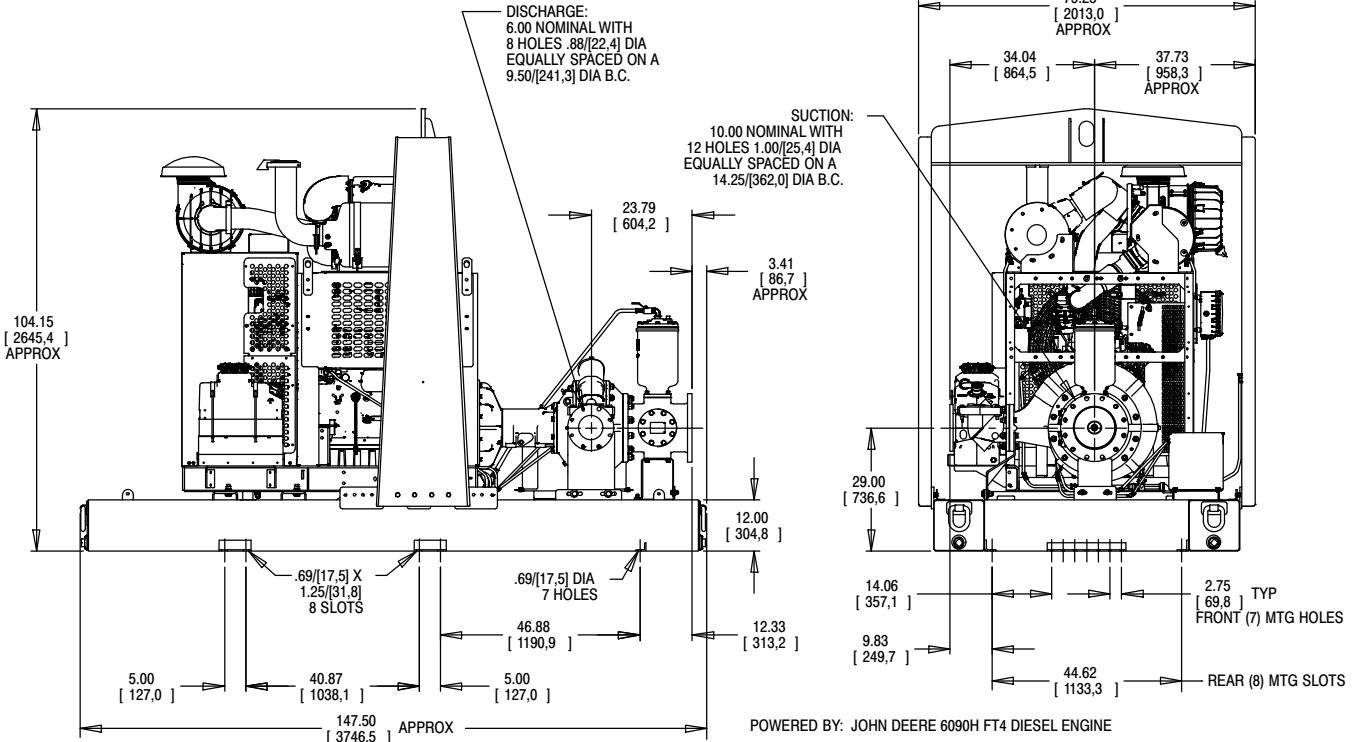
**Specification Data**

APPROXIMATE DIMENSIONS and WEIGHTS

**NET WEIGHT:**  
**SHIPPING WEIGHT:**  
**EXPORT CRATE SIZE:**

**9030 LBS (4095,9 KG)**  
**9430 LBS (4277,4 KG)**  
**791 CU. FT. (22,4 CU. M.)**

SECTION 43, PAGE 332



**GORMAN-RUPP PUMPS**

www.grpumps.com

Specifications Subject to Change Without Notice

Printed in U.S.A.